

HIGH BAY LIGHTING

YML - GC01E SERIES



Fixture

1. Vacuum-coated inner surface aluminum hood and highly luminous PC cover maximizes lumen output
2. Tempered glass cover held by profiled aluminum ring for aesthetic appearance and durable use
3. Special thermal design for longer lifespan
4. IP Class: IP65 (if using 3/4" hanging pole with ribbons), IP53 (if using hook)

Lamp and Ballast

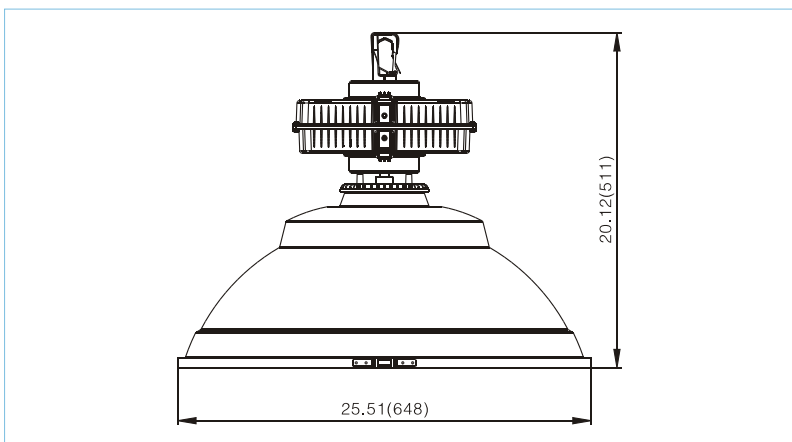
1. 150-500W round type induction lamp with high lumen efficiency, high lumen maintenance, long lifespan, and excellent CRI
2. 150-500W electronic ballast with die cast aluminum case features high power factor (>0.96), low energy loss, and long lifespan

Applications

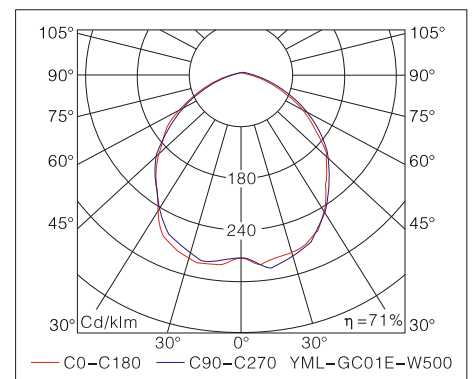
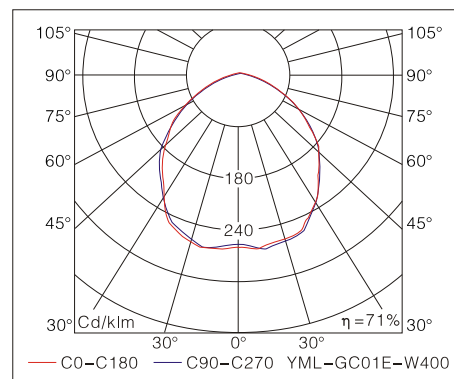
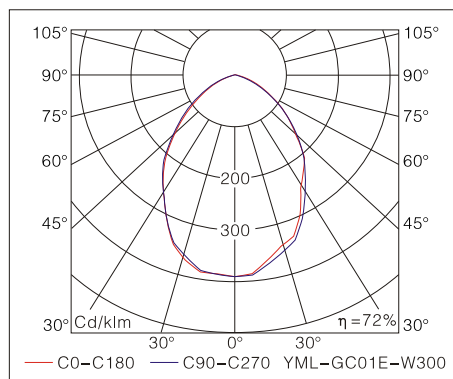
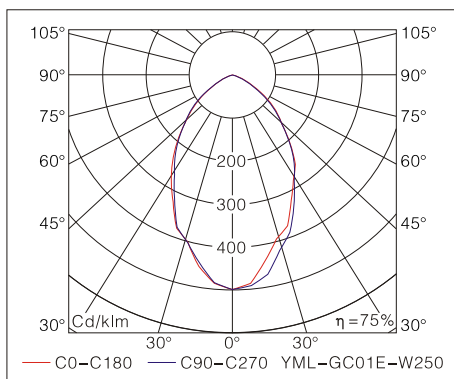
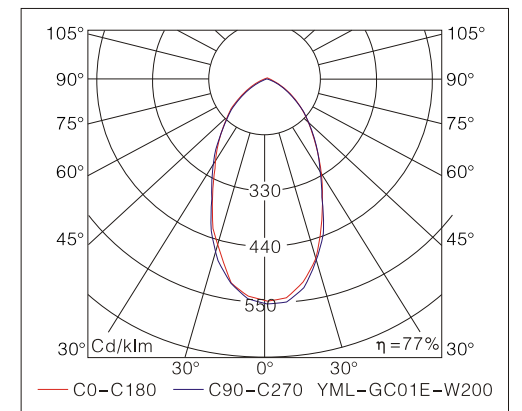
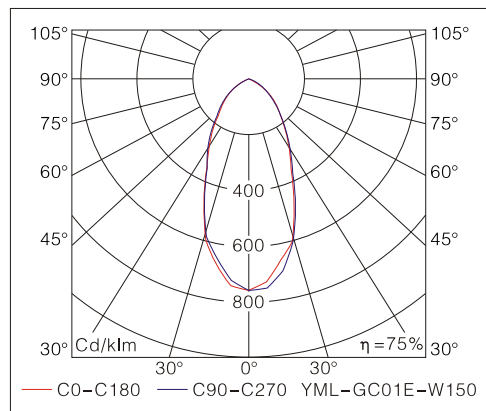
Industrial Factories, Warehouses, Stadiums, Airports, Railway Stations, Gas Stations, Supermarkets, and other Indoor Locations

Warning: Disable all power to the luminaire before conducting any maintenance or upgrade activity. Failure to do so will create a hazardous and fatal working environment.

Dimensions [Unit: Inch(mm)]



Distribution Curve Flux



Specifications

Model	Lamp	Wattage (W)	Ballast Loss (W)	Voltage (V)	CCT (K)	Ambient Temperature	Installation	Replace HPS Lamp (W)
YML-GC01E-W150	WJY150H850W/T	150	<15	AC:120-277V AC:208-347V DC:12V, 24V	5000	-25 -40°C -13 -104°F	Hook or 3/4" hanging pole	320
YML-GC01E-W200	WJY200H850W/T	200	<20					400
YML-GC01E-W250	WJY250H850W/T	250	<25					400
YML-GC01E-W300	WJY300H850W/T	300	<30					600
YML-GC01E-W400	WJY400H850W/T	400	<40					1000
YML-GC01E-W500	WJY500H850W/T	500	<50					1200

Note: The products with CCT 2700-6500K are available upon request